

---

寄件者: Adobe CCE Support <ccesup@adobe.com>  
寄件日期: 2020年3月24日星期二 下午 9:33  
主旨: ADOBE - Request Status Update -[Temporary Access to Creative Cloud desktop Apps for Education customers]

Hello,

We have completed the temporary entitlement of Creative Cloud Desktop Apps for users within your admin console. All students and educators in your org have been entitled, and can download and start using apps remotely today as long as they log in using an account that is included as a user in your org. New users will be entitled as they are added in your admin console.

Please note, end users will not receive any communication from Adobe. Below are two email templates you can use to notify students and educators on how to access Creative Cloud desktop apps and what free resources are available to support online learning. The first email template is for Higher Education institutions, and the second email template is for K-12 (Primary & Secondary) institutions.

For more information, including a known issue for Acrobat on Window, please visit our [HelpX page](#).

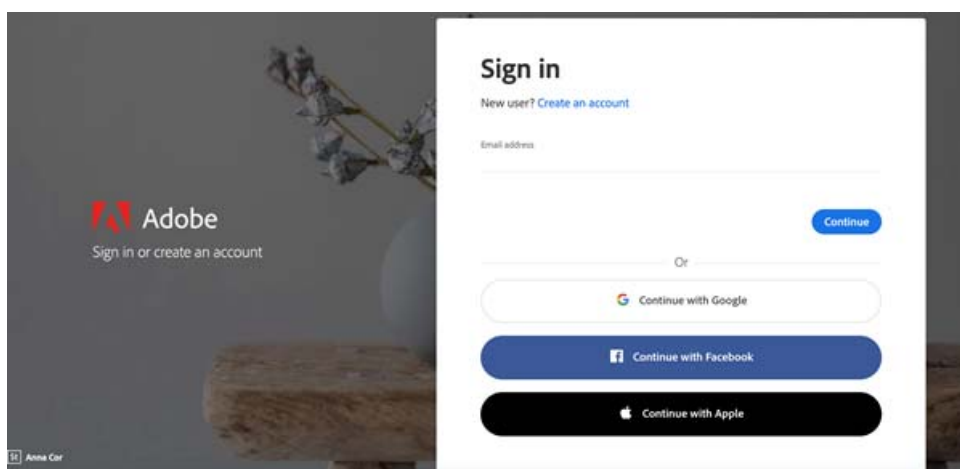
Thanks,  
Adobe for Education team

#### Higher Education Template:

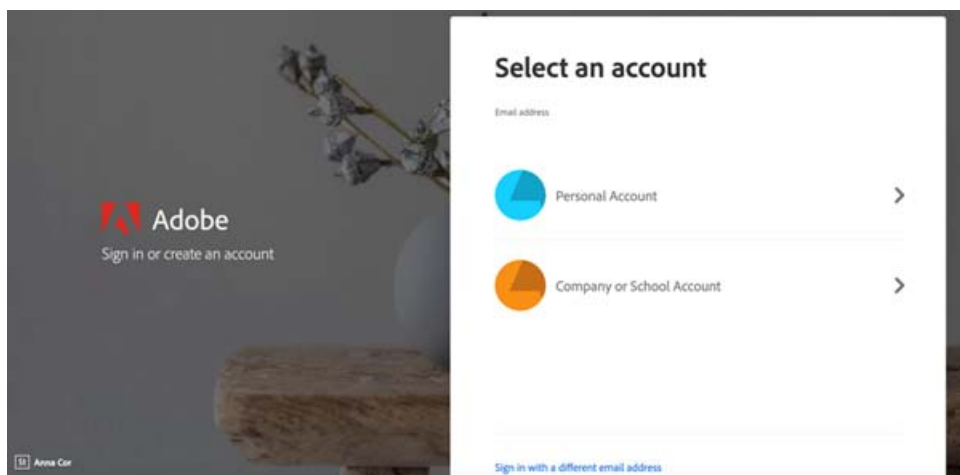
Dear Students & Faculty,

As a result of campus closure, student access to Adobe Creative Cloud in labs and classrooms is not available. Adobe has provided temporary at-home access for impacted students and faculty, so that they can continue their work remotely. Please follow the instructions below to enable access to Creative Cloud Desktop Apps on your personal device.

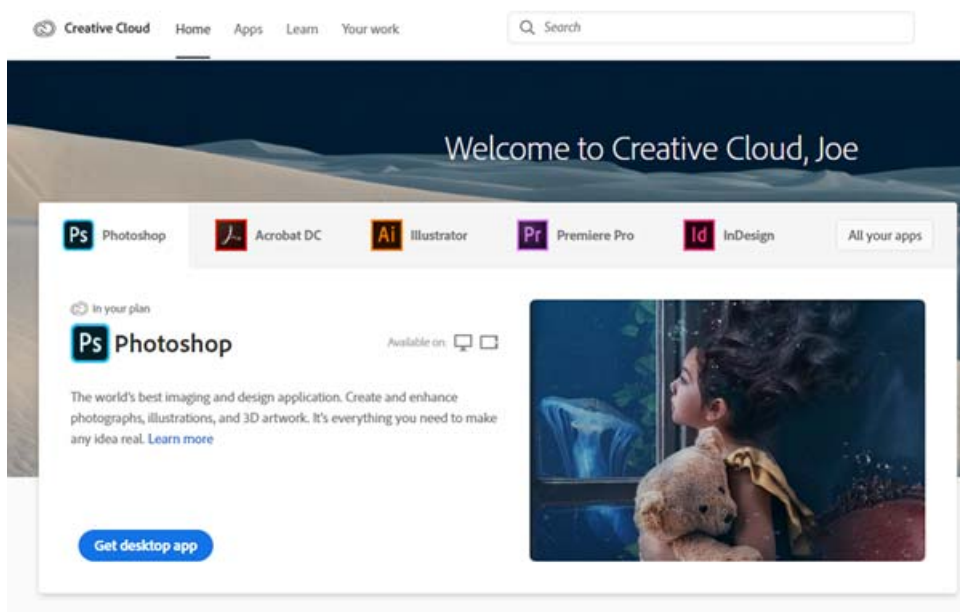
1. Visit <https://creativecloud.adobe.com> and use your school credentials to sign in.



2. If prompted, select Company or School Account and then enter your password. Or provide your credentials in your school's login screen.



3. From the Creative Cloud website, browse for and download your desired app. Click **Apps** on the top of the page to view all apps.



For more information on how to download or install apps, see [Download and Install Creative Cloud apps](#).

For Higher Education students to continue developing skills, Adobe offers free “Daily Creative Challenges”. These are guided projects where participants receive creative prompts and connect with pros, mentors, and other students for feedback and support. Click on the app name to learn more: [Photoshop](#), [XD](#) and [Illustrator](#). Also, for inspiration and over-the-shoulder learning, watch pros share their creative process on Adobe Live daily at [www.behance.net/adobelive](http://www.behance.net/adobelive).

For faculty seeking to engage students during campus closures, Adobe has curated resources to help them discover inspiring projects, best practices, and new ideas so they can continue to drive valuable learning in virtual environments. For more information on Adobe’s distance learning resources [please click here](#).

Regards,

<Your Signature>

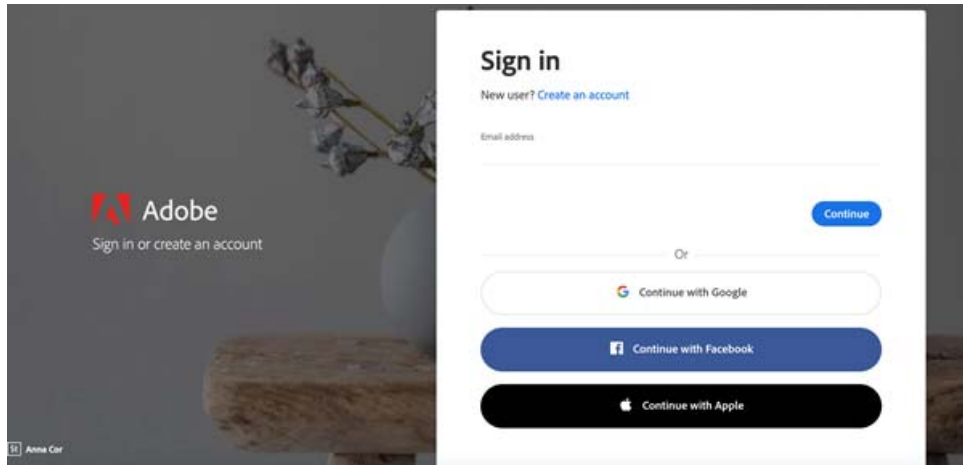
Please visit this [HelpX page](#) if you have questions.

## K-12 (Primary & Secondary) Template:

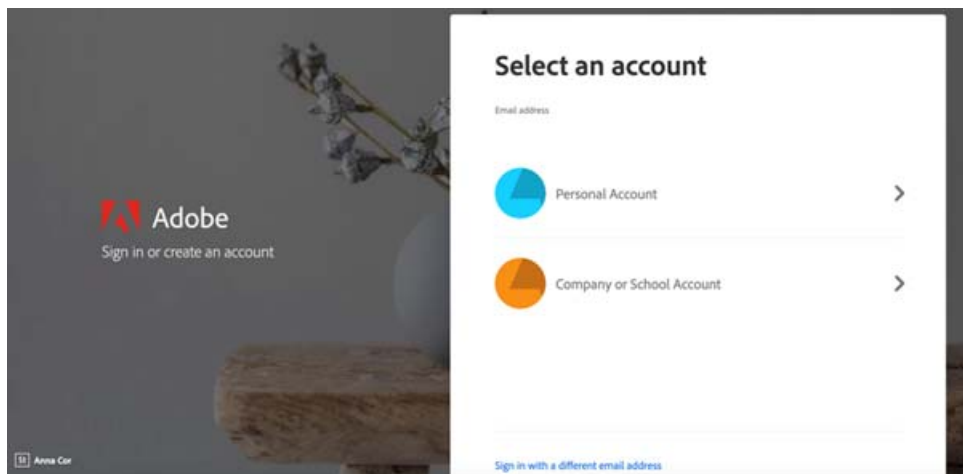
Dear Students & Educators,

As a result of campus closure, student access to Adobe Creative Cloud in labs and classrooms is not available. Adobe has provided temporary at-home access for impacted students and educators, so that they can continue their work remotely. Please follow the instructions below to enable access to Creative Cloud Desktop Apps on your personal device.

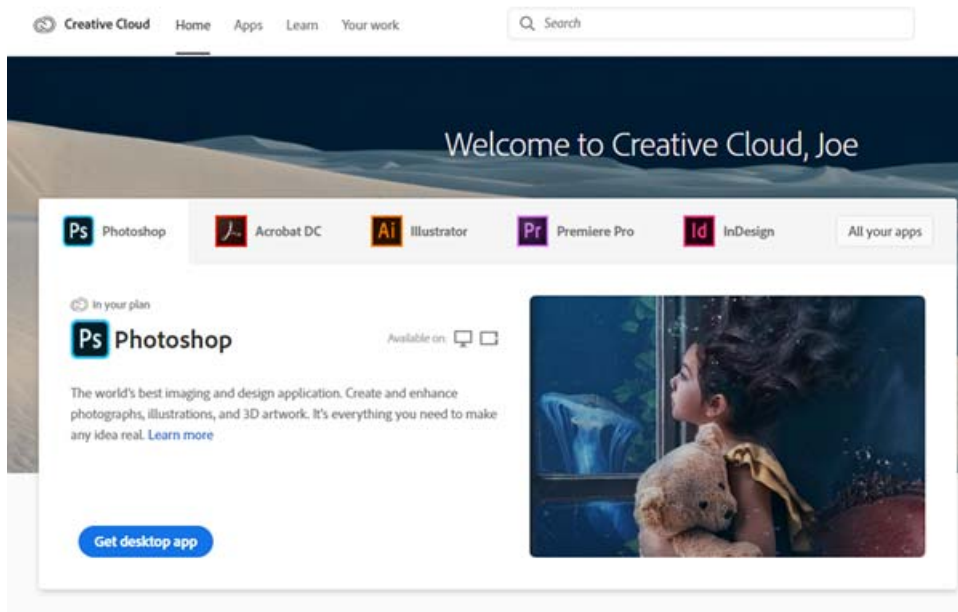
1. Visit <https://creativecloud.adobe.com> and use your school credentials to sign in.



2. If prompted, select Company or School Account and then enter your password. Or provide your credentials in your school's login screen.



3. From the Creative Cloud website, browse for and download your desired app. Click **Apps** on the top of the page to view all apps.



For more information on how to download or install apps, see [Download and Install Creative Cloud apps](#).

For educators and school leaders seeking to engage students during campus closures, Adobe has curated resources to help them discover inspiring projects, best practices, and new ideas so they can continue to drive valuable learning in virtual environments. For more information on Adobe's distance learning resources [please click here](#).

Regards,

<Your Signature>

Please visit this [HelpX page](#) if you have questions.